

RR-6 Series

Stainless steel shelf and
backguard standard

Two piece heavy duty lift off cast iron
burner heads rated at 30,000 BTU/HR

12"x12" cast iron top grates
with pilot shield

Stainless steel tubing for pilots and
burners

Heat resistant controls

Oven: available standard or with convection

Oven: "U" shaped burner rated
at 35,000 BTU/HR

Oven door: **reinforced frame** for better
weight support

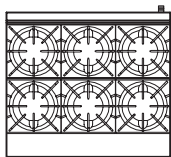
**extra solid
welded frame**

**Stainless steel front, sides,
valve cover and kick plate**

Shown with optional casters.
6" legs standard

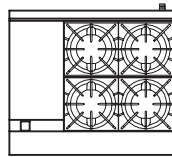
Five surface porcelain oven interior

Available Combinations:



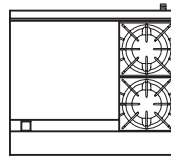
RR-6

6 burners



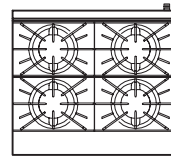
RR-4G12

4 burners with
12" griddle



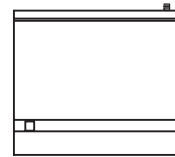
RR-2G24

2 burners with
24" griddle



RR-4-36

4 burners on 36"
base



RR-G36

36" griddle

Custom made models also available



**2 YEAR WARRANTY ON
PARTS AND LABOUR**